

# Advanced Velocity Scales

For 3 Octave Scales

246

264

426

462

624

642

183

138


318


381

813


831

1 = 

2 = 

3 = 

4 = 

6 = 

8 = 


The goal is one bow per three beats.

It is helpful to know the note where the bow will change.

Practice all twelve patterns without stopping.


Practice velocity of the 4th octave by starting from the 2nd octave.

Example of pattern 246



Two staves of music in 3/4 time. The first staff shows an ascending scale with a sixteenth-note triplet (marked '6') and a sixteenth-note group (marked '6'). The second staff shows a descending scale with a sixteenth-note group (marked '6') and a sixteenth-note triplet (marked '6').

Example of pattern 183



Two staves of music in 3/4 time. The first staff shows an ascending scale with a triplet of eighth notes (marked '3') and a triplet of eighth notes (marked '3'). The second staff shows a descending scale with a triplet of eighth notes (marked '3') and a triplet of eighth notes (marked '3').